



Annual Scientific Conference of the Egyptian Society of Radiology & Nuclear Medicine “ESRNM”



24th-26th APRIL 2025

 Hilton Cairo Grand
Nile Hotel



Schedule 
SCIENTIFIC



- ▶ President of the Conference
Prof. Emad Naguib
- ▶ Heads of the Scientific Committee
Prof. Mohamed Aboulhuda
Prof. Hossam Zaiton
- ▶ ESRNM President
Prof. Tarek El-Diasty

WELCOME MESSAGE

Welcome Dear Colleagues and Friends,

On behalf of the Egyptian Society of Radiology and Nuclear Medicine (ESRNM), we cordially invite you to attend the 61st scientific conference on 24th-26th April 2025 in the beautiful capital city of Cairo.

We have prepared a very rich scientific program with many eminent international and Egyptian speakers covering interesting topics from basic to advanced radiology. We have also designed Six remarkable workshops by the best in their fields. These workshops provide basic, advanced as well as hands-on experience in the field of Breast, Thyroid, AI, Prostate and MSK Imaging. Besides two new tracks for technologists/radiographers and for the European School of Radiology Visiting Professorship Program (ESOR- VPP) and European Society of Neuroradiology (ESNR).

The conference is a good opportunity to network with your colleagues and the industry professionals whose partnership is vital for our practice.

Finally, we hope that you will benefit from the scientific activities and enjoy the social gathering.

Prof. Emad Naguib
President of the Conference

Emad Naguib

2



Annual Scientific Conference of the Egyptian Society of Radiology & Nuclear Medicine "ESRNM"

24th-26th April 2025 - Hilton Cairo Grand Nile Hotel



SCIENTIFIC COMMITTEE



ESRNM President
TAREK EL DIASTY



President of the Conference
EMAD NAGUIB



Heads of Scientific Committee
PROF. MOHAMED ABOULHUDA



Heads of Scientific Committee
PROF. HOSSAM ZAYTOUN

ESRNM BOARD



Prof. Mohamed Aboulhuda
Treasurer



Prof. Sayed Ghoniem
Vice President



Prof. Tarek El Diasty
President



Prof. Emad S. Naguib
Secretary General



Prof. Hosny Abdel Ghany



Prof. Sameh Hanna



Prof. Alaa Akl



Prof. Hossam Zaytoun



Prof. Mohamed Fawzi



Prof. Mostafa Hashem



Prof. Medhat El Dessouky



Prof. Khaled Matarawy



Prof. Hesham El Shiekh



Prof. Ahmed Abdel Aziem



Prof. Ahmed Abdel Khalek



Annual Scientific Conference of the Egyptian Society of Radiology & Nuclear Medicine "ESRNM"

24th-26th April 2025 - Hilton Cairo Grand Nile Hotel



PROGRAM AT A GLANCE

Farhaty & Ekhnaton
Ball rooms (BA Floor)

DAY (1)

24th
April 2025

TIME	HALL (A)	HALL (B)	HALL (C)	HALL (D)
08:30 - 09:00	REGISTRATION			
09:00 - 10:00	Session 1: Neuro Imaging	Session2: Doppler		
10:00 - 11:00			Breast Workshop	Thyroid Workshop
11:00 - 11:30	Keynote Lecture	Bayer Symposium		
11:30 - 12:00				
12:00 - 12:30	Coffee Break			
12:30 - 13:30	Session 3: Breast Imaging	Session 4: Head & Neck	AI Workshop	
13:30 - 14:30				
14:30 - 15:30	Session 5: Body Interventional	Session 6: Molecular Imaging		
15:30 - 16:30				
16:30 - 17:30	Session 7: Cardiac Imaging	Session 8: Updates in MSK Imaging		
17:30 - 18:30				
18:30 - 19:00	OPENING CEREMONY			
19:00	Dinner			

5



Annual Scientific Conference of the Egyptian Society of Radiology & Nuclear Medicine "ESRNM"

24th-26th April 2025 - Hilton Cairo Grand Nile Hotel



PROGRAM AT A GLANCE

Farhaty & Ekhnaton
Ball rooms (BA Floor)

DAY (2)

25th
April 2025

TIME	HALL (A)	HALL (B)	HALL (C)	HALL (D)
09:00 - 10:00	Session 9: Fefal Imaging	Session 10: Technical Session	Prostate MRI Workshop	
10:00 - 11:00		Session 11: Radiation Safety 1		
11:00 - 12:00	Session 12: Pediatic Imaging	Session 13: Radiation Safety 2		
12:00 - 13:00		Session 14: Quality Session		
13:00 - 14:00	Pray & Coffee Break			
14:00 - 15:00	Session 15: SFR-ESRNM Session (Egypt Meets France)	Session 16: GIT Imaging	Breast Workshop	MSK Workshop
15:00 - 16:00				
16:00 - 17:00	Session 17: Chest Imaging	Session 18: Urogenital Imaging		
17:00 - 18:00				
18:00 - 18:30	CLOSING CEREMONY			
18:30	Dinner			

6



Annual Scientific Conference of the Egyptian Society of Radiology & Nuclear Medicine "ESRNM"

24th-26th April 2025 - Hilton Cairo Grand Nile Hotel



PROGRAM AT A GLANCE

Laylaty & Nile Expo & King TUT
Ballrooms (NA Floor)

DAY (3)

26th
April 2025

TIME	HALL (E)	HALL (F)
	European School of Radiology (ESOR) course	European Society of Neuroradiology (ESNR) course
08:00 - 08:45	REGISTRATION	
08:45 - 09:00	Welcome and Introduction	Welcome and introduction
09:00 - 09:30	State-Of-The-Art Assessment of Carotid Artery Disease.	Normal brain development and myelination
09:30 - 10:00	FDG PET/CT Lung Cancer: Current and Future Applications	Cortical surface: what are the mandatory structures a neuroradiologist needs to know?
10:00 - 10:30	PI-QUAL: Setting Quality Standards for Prostate MRI or AI Development for Prostate Cancer: Guidance from the PI-RADS Committee	Acute Headache: what to do
10:30-10:50	Coffee Break	
10:50 - 13:00	Workshops	
13:00 - 14:00	Lunch	
14:00-14:30	Diagnostic Strategies for The Management of Patients with Chronic Coronary Syndrome	Malformations of cortical development: the ten patterns you need to remember
14:30-15:00	Lung Cancer Screening: Background and Current Status	Multiple sclerosis: diagnosis and differentiation from NMOSD, MOGAD and ADEM
15:00-15:30	Structural Approach to Ovarian -Adnexal Lesion: the O-RAD System	Meningitis: What is the role of imaging?
15:30-15:50	Coffee Break	
15:50-18:00	Workshops	
18:00	Course Evaluation & End Ceremony	

7



Annual Scientific Conference of the Egyptian Society of Radiology & Nuclear Medicine "ESRNM"

24th-26th April 2025 - Hilton Cairo Grand Nile Hotel



DAY (1)

Thursday 24th April 2025






DAY (1) 24th APRIL 2025 HALL (A) SESSION (1)

 09:00 - 11:00  NEURORADIOLOGY

CHAIRPERSONS: (In alphabetical order)
Rashad Hamdy - Sabry Elmogy - Yasser Abdelazim

MODERATOR:
Yasser Abdelazim

TIME 	SUBJECT 	SPEAKER 
09:00 - 09:16	Imaging of Neurological Manifestations of Histiocytic Disorders	Ayda Yousef
09:16 - 09:32	Neuroradiology Clinical Application of ASL Using 3T MRI	Abd Elaziz Elnekedy
09:32 - 09:48	Artificial Intelligence, Deep Learning Models for Brain Masses Diagnosis Using MRI Scans with Chatbot Assistance, Medical Image Diagnosis in the Era of ChatGPT	Mohamed Mousa
09:48 - 10:04	Psycho-Radiology, Breaking Brain Barriers for Mental Health	Sara Ragaae
10:04 - 10:20	Imaging the Invisible: Diagnosing Autoimmune Encephalitis	Mohamed Elserfy
10:20 - 10:36	Revised McDonald Criteria 2024	Rasha Elshafey
10:36 - 10:52	Role of post contrast 3D FLAIR in assessment of Adult sensory neural hearing loss	Nasr Osman
10:52 - 11:00	Questions and Discussion	
11:00 - 11:30	KEYNOTE LECTURE: Chairpersons: (In alphabetical order) Amr Muawiyah - Andrea rassi - Tarek Youstry	



12:00 - 12:30
Coffee Break

11



Annual Scientific Conference of the Egyptian Society of Radiology & Nuclear Medicine "ESRNM"

24th-26th April 2025 - Hilton Cairo Grand Nile Hotel






DAY (1) 24th APRIL 2025 HALL (B) SESSION (2)

 09:00 - 11:00  DOPPLER

CHAIRPERSONS: (In alphabetical order)
Ahmed Abd Elazem - Ahmed Eldory -
Hazem Tantawy - Heba Ahmed

MODERATOR:
Ahmed Abd Elazim

TIME 	SUBJECT 	SPEAKER 
09:00 - 09:20	contrast enhanced ultrasound for characterization of hepatic focal lesions	Marco Atef fahmy saleeb
09:20 - 09:30	Multimodal Preoperative Assessment For Liver Transplant Living Donors : The Added Value Of Ultrasound And Doppler.	Mahmoud Mohamed Yassien
09:30 - 09:50	How to TIRADS a thyroid nodule and role of AI	Asmaa Hussein Habib
09:50 - 10:10	Role of bowel US & Doppler in evaluation of IBD	Hosam Deban
10:10 - 10:30	GIT Ultrasound in the Era of AI: Where are we now?	Noha Yahia Ebaid
10:30 - 11:00	Recent advances in artificial intelligence-assisted vascular ultrasound	Khaled Elkaffas
11:00 - 11:30	Bayer Symposium	



12:00 - 12:30
Coffee Break

12



Annual Scientific Conference of the Egyptian Society of Radiology & Nuclear Medicine "ESRNM"

24th-26th April 2025 - Hilton Cairo Grand Nile Hotel



DAY (1) 24th APRIL 2025 HALL (A) SESSION (3)




 12:30 - 14:30  BREAST IMAGING

CHAIRPERSONS: (In alphabetical order)

Ashraf Selim - Gihan Hassan - Nadia El Amin - Norran Hussein

MODERATORS:

Rasha kamal
Norran Hussein
Nermine Soliman




TIME 	SUBJECT 	SPEAKER 
12:30 - 12:50	Imaging & management of Breast Emergencies	Norhan Osama
12:50 - 13:10	Breast Cancer of the young	Eman El Bakoury
13:10 - 13:30	Non mass findings at breast US in correlation to MRI	Marwa Makboul
13:30 - 13:50	Role of MRI in prediction of Molecular subtypes of breast Cancer	Dina el Metwally
13:50 - 14:10	Image guided breast Intervention; biopsy & beyond	Nashwa Adel
14:10 - 14:30	Radiology Pathology Correlation of lobular CA	Menna Hanafy

DAY (1) 24th APRIL 2025 HALL (B) SESSION (4)

 12:30 - 14:30  HEAD & NECK

CHAIRPERSONS: (In alphabetical order)
Amany Rashad - Maha Belal - Faten Fawzy

MODERATORS:
Amany Ezzat
Mohamed Ashraf

TIME 	SUBJECT 	SPEAKER 
12:30 - 12:50	Compartmental Practical Approach to Orbital Lesions.	Moustafa Abdelkader
12:50 - 1310	Is Ocular Ultrasound beneficial? Let's see	Ahmed Al-Deek
1310 - 13:30	Pediatric Orbit Not Just a Small Adult Orbit, Case based Review	Ayda Youssef
13:30 - 13:50	From the obvious to the obscure: uncommon presentation of orbital diseases	Tougan Taha
13:50 - 14:10	Perineural Spread and the Orbit: what Should Radiologists Know	Mahitab Ghoneim
14:10 - 14:30	Optic Nerve Imaging.. It is time to update orbital MRI protocols	Aya Abdel Galeel




DAY (1) 24th APRIL 2025 HALL (A) SESSION (5)

 14:30 -16:30

 **BODY INTERVENTION**
"How Can IR Improve the Clinical Outcome"

CHAIRPERSONS: (In alphabetical order)
Mohamed Shaker - Mostafa Rayan
Sameh Abdel Wahab - Sameh Saber - Wael Shawaf

MODERATOR:
Mohamed Fawzi
Moustafa Hashem

TIME 	SUBJECT 	SPEAKER 
14:30 - 14:45	Osteoid Osteomas: Surgery or IR?	Gamal Niazi
14:45 - 15:00	Uterine Fibroids: When should we go for Embolization?	Wessam Mostafa
15:00 - 15:15	Multiple Thyroid Nodules: Ablation or Surgery?	Osama Hetta
15:15 - 15:30	Mechanical Thrombectomy: A life Saviour.	Ahmed El Serwi
15:30 - 15:45	Benign Prostatic Hyperplasia: PAE or LASER	Mohamed Aboul Wafa
15:45 - 16:00	Breast Fibro-adenomas: Ablation or Surgical Removal?	Heba Azzam
16:00 - 16:15	Image Guided Cryoneurolysis as a new era in Interventional Radiology	Ahmed Awad Bessar
16:15 - 16:30	Discussion	




DAY (1) 24th APRIL 2025 HALL (B) SESSION (6)

 14:30 - 16:30

 MOLECULAR IMAGING SESSION

CHAIRPERSONS: (In alphabetical order)
Ahmed Zaher - Amal Ibrahim - Hanan Al-Ahwal

MODERATOR:
Hala Abou Senna

TIME 	SUBJECT 	SPEAKER 
14:30 - 14:45	PET/CT sometimes tricky	Heba El Naggar
14:45 - 15:00	PET / MRI in Dementia	Howayda Mokhtar
15:00 - 15:15	The additional role of FDG PEM compared to FDG PET/CT in the evaluation of post interventional breast neoplasm.	Noha Ali Hashem
15:15 - 15:35	Gynecological Oncology Imaging, PET and MR correlation	Bijan Bijan
15:35 - 15:50	Personalized medicine in oncology: The role of Theranostics	Mohamed Elkanawaty
15:50 - 16:05	From Diagnosis to Treatment: The Growing Role of Molecular Imaging in Prostate Cancer	Yasmine Atteya El Feky
16:05 - 16:25	Interesting cases presented by junior staff Ain Shams university	
16:25 - 16:30	Discussion	

DAY (1) 24th APRIL 2025 HALL (A) SESSION (7)

🕒 16:30 - 18:30

📄 **CARDIO-VASCULAR IMAGING**

"Advances in Valvular Cardio-vascular Imaging 2024"

PART (1)

PART 1: NATIVE CVS VALVULAR UPDATES

CHAIRPERSONS: (In alphabetical order)
Ayman Oussama, Ragab Hany, Wahid Tantawy




MODERATOR:
Ahmed Samir




PART (2)

PART 2: PROTHETIC VALVULAR CVS UPDATES

CHAIRPERSONS: (In alphabetical order)
Ahmed Samir, Ibrahim Helmy,
Mohamed Aly, Samar Shehata

MODERATOR:
Ahmed Samir

TIME	 SUBJECT	 SPEAKER	
16:30 - 16:45	Embryology of cardiac valves	Mohamed Abdel Fatah	
16:45 - 17:00	Right sided cardiac valvular assessment by CT/MRI	Mary Rabee	
17:00 - 17:15	Left sided cardiac valvular assessment by CT/MRI	Rehab El Nagar	
17:15 - 17:30	Over reading in mitral annular disjunction?	Amr Essam Abdallah	
17:30 - 17:45	Mini discussion		

TIME	 SUBJECT	 SPEAKER	
17:45 - 18:00	Role of CT in TMVR & TPVR	Mahmoud Nasim	
18:00 - 18:15	Prosthetic valvular by CT	Donia Sobh	
18:15 - 18:30	Post TAVI follow up by CT	Sara W Tantawy	

 🕒 **18:30**
Opening Ceremony

17



Annual Scientific Conference of the Egyptian Society of Radiology & Nuclear Medicine "ESRNM"

24th-26th April 2025 - Hilton Cairo Grand Nile Hotel






DAY (1) 24th APRIL 2025 HALL (B) SESSION (8)

 16:30 - 18:30  UPDATES IN MSK IMAGING

CHAIRPERSONS: (In alphabetical order)
Mohamed Abd Elfatah - Mohamed Gafar
Nagui Abd ElWahab

MODERATORS:
Ahmed Abd El khalek
Khaled Matrawy

TIME 	SUBJECT 	SPEAKER 
16:30 - 16:45	AI and Imaging: A perfect match	Ahmed ElSerafi
16:45 - 17:00	Updates on CT applications in MSK imaging	Rania Zeitoun
17:00 - 17:15	Clinical application of recent imaging updates in peripheral nerve lesions	Ahmed El Agame
17:15 - 17:30	Unlocking the Secrets of Extremity Infections with MSKI-RADS	Amro Esmat
17:30 - 17:45	Clinical application of MRI for assessment of different muscle disorders	Mohamed Ashraf Abd El Moniem
17:45 - 18:00	Recent imaging updates in bone marrow disorders	Doria Mohammed Gad
18:00 - 18:15	AI in MSK imaging: The future is now!	Rim Bastawy
18:15 - 18:30	Microwave ablation of Osteoid Osteoma: initial experience and short term follow up	Yousef Hamroush

18



Annual Scientific Conference of the Egyptian Society of Radiology & Nuclear Medicine "ESRNM"

24th-26th April 2025 - Hilton Cairo Grand Nile Hotel



DAY (2)

Friday 25th April 2025






DAY (2) 25th APRIL 2025 HALL (A) SESSION (9)

 **09:00 - 11:00**  **FETAL IMAGING SESSION**

CHAIRPERSONS: (In alphabetical order)
Azza Abd El Hameed - Moustafa Shakweer - Rasha Kamal

MODERATORS:
Hend Galal Eldeen
Wael Maher

TIME 	SUBJECT 	SPEAKER 
09:00 - 09:15	Genetic Approach to The Malformed Fetus	Sara Hisham Eldessouky
09:15 - 09:30	3D Role in Fetal Scan	Ahmed Eldawy
09:30 - 09:45	Fetal Echo Simplified	Wael Maher
09:45 - 10:00	Role of Combining MpA Doppler and Lung Volumetry in Prediction of Neonatal RDS	Mohamed Adel Rezk
10:00 - 10:30	Fetal MRI and its Application.	Hend Galal Eldeen Mohamed
10:30 - 10 :45	From Pixels to Prognosis: The Role of AI in Fetal MRI Analysis.	Mohamed Gamal Khattab
10 :45 - 11:00	Discussion	




DAY (2) 25th APRIL 2025 HALL (B) SESSION (10)

 09:00 - 10:00  TECHNICAL SESSION



CHAIRPERSONS: (In alphabetical order)
Hanan Gowafel - Hany Hafez -
Mohamed Zaki - Moustafa El Sharkawy

MODERATORS:
Hany Hafez

TIME		SUBJECT		SPEAKER	
09:00 - 09:10		CT advanced techniques ,volumetry		Mohamed Sobhy	
09:10 - 09:20		Cardiac MRI planning		Mary Rabee	
09:20 - 09:30		Common radiological measurements		Mohamed Hammam	
09:30 - 09:40		MRI of the prostate		Manal Haleem	
09:40 - 09:50		PET CT Radiomics		Khaled Talab	
09:50 - 10:00		Discussion			

DAY (2) 25th APRIL 2025 HALL (B) SESSION (11)

 **10:00 - 11:00**

 **RADIATION SAFETY "1"**
"contrast media safety"






CHAIRPERSONS: (In alphabetical order)

Basma Abd El Meneam - Khaled Elshahat - Osama Zain

MODERATORS:

Hany Hafez




TIME 	SUBJECT 	SPEAKER 
10:00 - 10:10	History, types of contrast media and obsolete procedures	sammer kamel
10:10 - 10:20	CT contrast administration techniques.	Atef Gendy
10:20 - 10:30	MRI contrast media.safety	Samuel Gergis
10:30 - 10:40	Hypersensitivity , extravasation and management	Manar Maamoun
10:40 - 10:50	Contrast media and nephropathy	Laila Osama
10:50 - 11:00	Discussion	

DAY (2) 25th APRIL 2025 HALL (A) SESSION (12)

 11:00 - 13:00  PAEDIATRIC IMAGING

CHAIRPERSONS: (In alphabetical order)
Hassan El Kiki - Khalid Abdoulfatouh

MODERATORS:
Alaa Akel

TIME 	SUBJECT 	SPEAKER 
11:00 - 11:20	Child childhood interstitial (diffuse)lung disease	Khalid Abdoulfatouh
11:20 - 11:40	Fungal lung in pediatric cancer patients	Ayda Youssef
11:40 - 12:00	Neonatal chest abnormalities case based review	Azza Abdelhamid
12:00 - 12:20	Pediatric mediastinal lesions	Hadeel Saif
12:20 - 12:40	Congenital lung diseases	Sara Mahmoud
12:40 - 13:00	Case discussion	Hassan Elkiki

DAY (2) 25th APRIL 2025 HALL (B) SESSION (13)

🕒 11:00 - 12:00




📄 **RADIATION SAFETY "2"**
"Contrast Media Safety"



CHAIRPERSONS: (In alphabetical order)
Dina El Hoasseiny - Hala Mostafa - Hosam ElKholy

MODERATORS:
Hany Hafez
Dina El Hoasseiny

MRI SAFETY

TIME	 SUBJECT	 SPEAKER	
11:00 - 11:10	Mri introduction. Magnet.RF and gradient	Khaled Shahat	
11:10 - 11:20	Updated MRI Contraindications. Foreign bodies outside the body	Ahmed Salah	
11:20 - 11:30	MRI Safety from 0.2 to 7 Tesla.	Hany Hafez	
11:30 - 11:40	Auditory, psychic, biological and thermal effects	Mohamed Auf	
11:40 - 11:50	Helium safety, Safety devices, accidents and responses	Mohamed Aboshanab	
11:50 - 12:00	Discussion		

25



Annual Scientific Conference of the Egyptian Society of Radiology & Nuclear Medicine "ESRNM"

24th-26th April 2025 - Hilton Cairo Grand Nile Hotel



DAY (2) 25th APRIL 2025 HALL (B) SESSION (14)

 12:00 - 13:00  QUALITY SESSION






CHAIRPERSONS: (In alphabetical order)

Abdalah Elnazeer - Basma Abd El Meneam - Yasser Abdelfatah

MODERATORS:

Seham El Sadny

TIME 	SUBJECT 	SPEAKER 
12:00 - 12:10	types of image display	Yousef Ahmed
12:10 - 12:20	Critical findings , role of radiologist and radiographer	Ahmed Abdelwahed
12:20 - 12:30	GAHAR standers for radiology centers	seham Elsadny
12:30 - 12:40	PACS pros and cons	Tarek Elghazaly
12:40 - 12:50	Quality of radiology images	Samir Azab
12:50 - 13:00	Discussion	



13:00 - 14:00
Pray & Coffee Break

26



Annual Scientific Conference of the Egyptian Society of Radiology & Nuclear Medicine "ESRNM"

24th-26th April 2025 - Hilton Cairo Grand Nile Hotel



DAY (2) 25th APRIL 2025 HALL (A) SESSION (15)




 14:00 - 16:00  SFR-ESRNM SESSION (Egypt Meets France)

CHAIRPERSONS: (In alphabetical order)

Emad Naguib - Jean-Pierre Tasu - Sayed Ghoneim

MODERATOR:

Tarek El-Diasty

TIME 	SUBJECT 	SPEAKER 
14:00 - 14:20	Introduction	Sayed Ghoneim - Jean-Pierre Tasu
14:20 - 14:40	Cholecystitis from easy diagnosis to complex cases	Jean-Pierre Tasu
14:40 - 15:00	Imaging Urinary Tract Infection-Induced Calcification	Haytham Shebel
15:00 - 15:20	IPMN; the questions you ask, the latest answers from literature	Jean-Pierre Tasu
15:20 - 15:40	Imaging small parenchymal renal masses	Tarek El-Diasty
15:40 - 16:00	Discussion	

DAY (2) 25th APRIL 2025 HALL (B) SESSION (16)




 14:00 - 16:00  GIT IMAGING

CHAIRPERSONS: (In alphabetical order)

Haitham Abdel Ghaffar - Ibrahim Labda - Mohamed Al-Husseini

MODERATOR:

Hesham EL Sheikh

TIME 	SUBJECT 	SPEAKER 
14:00 - 14:12	Rectal cancer: Recent MR techniques for loco-regional staging.	Rasha Mostafa Mohamed Ail
14:12 - 14:24	Reimagining the liver: Novel applications of artificial intelligence and machine learning in hepatic imaging.	Sherihan Said Madkour
14:24 - 14:36	Radiomic in pancreatic imaging applications : current applications and future directions	Essam Mohamed Abdul Hafiz
14:36 - 14:48	Role Of Imaging In Early Diagnosis Of Pancreatic Cancer	Ayman Hamdy Gaballah
14:48 - 15:00	Evaluation of Hepatic Steatosis using Ultrasound Guided Attenuation Parameter	Kareem Abdulaziz
15:00 - 15:12	CT based risk stratification of gastrointestinal stromal tumors: New trends and perspectives	Fatmaelzahraa Abdelfattah Denewar
15:12 - 15:24	Perineural spread in pelviabdominal tumors : Role of imaging	Doaa Emara
15:24 - 15:36	Classic GIT radiology signs	Maryam Yasser
15:36 - 15:48	Post-therapy MR Imaging of Rectal Cancer	Bijan Bijan
15:48 - 16:00	Discussion	

DAY (2) 25th APRIL 2025 HALL (A) SESSION (17)**🕒 16:00 - 18:00 📄 CHEST IMAGING****CHAIRPERSONS:** (In alphabetical order)
Hussein Gazey - Moharram El-Badawi - Mahmoud Dawoud**MODERATORS:**
Ahmed Osman




TIME 🕒	SUBJECT 📄	SPEAKER 🗣️
16:00 - 16:15	CT Chest Manifestation Of Cardiac Diseases	Alaa Hamdy Mohamed
16:15 - 16:30	Pulmonary Manifestation in Gynecological Tumors	Yousef Ahmed Yousef
16:30 - 16:45	Connective Tissue Disease Related Interstitial lung disease (CTD-ILD)	Maram El Gazzar
16:45 - 17:00	Pulmonary Embolism and Pregnancy	Rania Refaat
17:00 - 17:15	Pulmonary Imaging and Artificial Intelligence (AI)	Ahmed M. Osman
17:15 - 17:30	Lung Cancer Staging.	Prosch Helmut
17:30 - 17:45	Differential Diagnosis of Cystic lung Diseases.	Prosch Helmut
17:45 - 18:00	Discussion	

DAY (2) 25th APRIL 2025 HALL (B) SESSION (18)

 16:00 - 18:00  UROGENITAL SESSION

CHAIRPERSONS: (In alphabetical order)
Hossam Gad - Manal Hleim - Sameh Hanna

MODERATOR:
Haytham Shebel

TIME 	SUBJECT 	SPEAKER 
16:00 - 16:20	Multimodal Imaging of Postpartum Hemorrhage: A Comprehensive Approach to Rapid Diagnosis and Management.	Nermin Soliman
16:20 - 16:30	Discussion	
16:30 - 16:50	Imaging of Ureteric Pathology	Nadine Barsoum
16:50 - 17:00	Discussion	
17:00 - 17:20	Artificial Intelligence in Genitourinary Oncology	Mohamed Abou El-Ghar
17:20 - 17:30	Discussion	
17:30 - 17:50	Imaging Endometrium Cancer	Andrea Rockal
17:50 - 18:00	Discussion	

 18:00 - 18:30
Closing Ceremony

 18:30
Dinner

30



Annual Scientific Conference of the Egyptian Society of Radiology & Nuclear Medicine "ESRNM"

24th-26th April 2025 - Hilton Cairo Grand Nile Hotel



PROFESSIONAL EVENTS FACTORY



Events Factory
Professional Conference Organizers

Event Management

Corporate services



Webcasting



1S El Bostan St., Sheraton Heliopolis, Cairo, Egypt

☎ (+2) 01110880969 - (+2) 01102717157 - (+2) 01111629655

☎ (+2) 0222 694 733

✉ www.pcoeg.com

🌐 info@pcoeg.com